



"WE MAKE THE KITCHEN BETTER!"

ATOSA USA, INC.

Toll Free: 855-855-0399 Email: info@atosausa.com

www.atosa.com | www.atosausa.com

California, Colorado, Florida, Georgia, Illinois, New Jersey, Ohio, Texas, Washington

800 lb. Ice Machine

Standard Features

- Up to 810 lb. production ice machine (per 24 hrs)
- Durable stainless steel exterior
- Air cooled condenser
- Requires use of a drain
- NSF and ETL listed
- Removable air filter
- Power switch accessible without panel removal
- Optional Ice Bin #CYR400P & #CYR700P available for purchase
- Ice machine includes a 3M water filter
- System model #ICE140-S
- Ice dimension: 3/8" x 7/8" x 7/8"

Water filter recommended - maintenance and cleaning are not covered under warranty

Water filter system (not included) is recommended for all Atosa Ice machines. Cartridge replacement is recommended every 6 months. (may vary based on water quality)

MODELS:

YR800-AP-261



***Shown with optional bin CYR700P**

Half-diced cube

Inlet hose

Drain hose



Modular model YR800-AP-261

Optional bin #CYR700P



1. Don't forget to leave the unit some room to breathe!
2. Please clean the condenser frequently to give the unit more fresh air.



2 YEAR PARTS AND LABOR WARRANTY
5 YEAR COMPRESSOR PART WARRANTY





"WE MAKE THE KITCHEN BETTER!"

ATOSA USA, INC.

Toll Free: 855-855-0399 Email: info@atosausa.com

www.atosa.com | www.atosausa.com

California, Colorado, Florida, Georgia, Illinois,

New Jersey, Ohio, Texas, Washington

SPECIFICATIONS


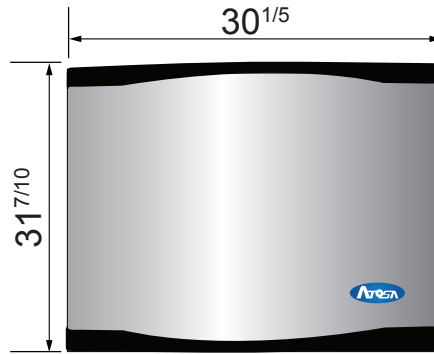
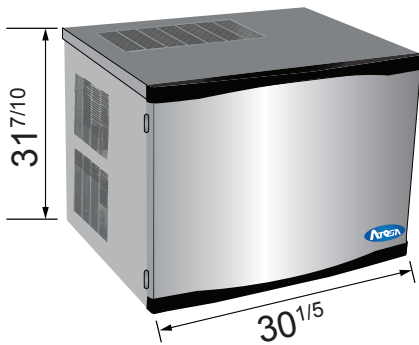
Model	Type	Refrigerant	Voltage (V/Hz/Ph)	Rated Current (A)	Power(W)	kWh/100 lbs Ice	Ice-making Capacity (lbs/hr)	Leg (inch)	Exterior Dimensions (inch)	Gross Weight (lbs)
YR800-AP-261	Cube ice	R-404a	208-240/60/1	7.5	1750	5.18	810/24	6	30 ^{1/5} ×24 ^{9/20} ×31 ^{7/10}	231

PLAN VIEW

YR800-AP-261 Front View

YR800-AP-261 Ice Machine

YR800-AP-261 Side View



Model	Water Inlet	Water Outlet	Bin Drain
YR140-AP-161	3/8" "Slip" style connector / Accepts 3/8" OD Tubing	3/4" Hose Barb / Accepts 3/4" Rubber Hose (hose clamp needed)	Incorporated in Water Outlet
YR280-AP-161	3/8" "Slip" style connector / Accepts 3/8" OD Tubing	3/4" Hose Barb / Accepts 3/4" Rubber Hose (hose clamp needed)	Incorporated in Water Outlet
YR450-AP-161	3/8" "Slip" style connector / Accepts 3/8" OD Tubing	3/4" Hose Barb / Accepts 3/4" Rubber Hose (hose clamp needed)	3/4" Hose Barb / Accepts 3/4" Rubber Hose (hose clamp needed)
YR450S-AP-161	3/8" "Slip" style connector / Accepts 3/8" OD Tubing	3/4" Hose Barb / Accepts 3/4" Rubber Hose (hose clamp needed)	3/4" Hose Barb / Accepts 3/4" Rubber Hose (hose clamp needed)
YR800-AP-261	1/4" "Slip" style connector / Accepts 1/4" OD Tubing	3/4" Hose Barb / Accepts 3/4" Rubber Hose (hose clamp needed)	3/4" Hose Barb / Accepts 3/4" Rubber Hose (hose clamp needed)
HD350-AP-161	3/8" "Slip" style connector / Accepts 3/8" OD Tubing	3/4" Hose Barb / Accepts 3/4" Rubber Hose (hose clamp needed)	3/4" Hose Barb / Accepts 3/4" Rubber Hose (hose clamp needed)

